















SCISSOR ARM DOOR CLOSER SECURITY FIXING PACK - TIMBER DOOR

	Code	QTY	Description	Application	Pack Price
	RF.SFT	2	no. 4.8x50mm Self tapping screw button head T25 6-Lobe Pin	Power shoe to frame	£4.72
		4	no. 4.8x50mm Self tapping screw Countersunk Head T25 6-Lobe Pin Above	Closer body to door	
		3	no. 4.8x25mm Self Drilling Screw Countersunk Head T25 6-Lobe Pin	L-bracket to frame	
		3	no. M5x8mm Machine Screw Button Head T25 6-Lobe Pin	2 - Power shoe to L-bracket 1 - Cover to body	
		2	no. M6x8mm Machine Screw Buttin Head T30 6-Lobe Pin with washers	2 - flat bar arm	
		1	no. M6 Dome Nut Protection Cap Cover Grey	Pinion Bolt - arm/closer	

BULK PACKS & ACCESSORIES

	Code	Description	Application	Price Each	Bulk Packs	
					Qty	Price
	RF.SFWT25	T25 Security Wrench	-	£2.73	25	£62.50
	RF.SFWT30	T30 Security Wrench	-	£2.73	25	£62.50
	RF.SFBT25	T25 Security Insert Bit	-	£2.73	25	£62.50
	RF.SFDT25	T25 Security One-Piece Screwdriver	-	£13.64	-	-
	RF.SFT4.850B	4.8x50mm Self tapping screw button head T25 6-Lobe Pin	Power shoe to frame	-	100	£12.22
	RF.SFT4.850C	4.8x50mm Self tapping screw Countersunk Head T25 6-Lobe Pin	Closer body to door	-	100	£8.20
	RF.SFT4.825C	4.8x25mm Self Drilling Screw Countersunk Head T25 6-Lobe Pin	L-bracket to frame	-	100	£14.68
	RF.SFM58B	no. M5x8mm Machine Screw Button Head T25 6-Lobe Pin	2 - Power shoe to L-bracket 1 - Cover to body	-	100	£18.05
	RF.SFM68B	no. M6x8mm Machine Screw Buttin Head T30 6-Lobe Pin with washers	2 - flat bar arm	-	100	£21.27
	RF.SFNPCG	M6 Dome Nut Protection Cap Cover Grey	Pinion Bolt - arm/closer	-	100	£9.87