



CERTIFICATE OF APPROVAL

No CF5902

This is to certify that, in accordance with
TS00 General Requirements for Certification of Fire Protection Products
The undermentioned products of

RUTLAND UK
Whittington Way, Chesterfield,
SA1 9AG, United Kingdom

TEL: 01246 261491

Have been assessed against the requirements of the Technical Schedule(s)
denoted below and are approved for use subject to the conditions
appended hereto:

CERTIFIED PRODUCT

ITS.11204 & ITS.11204.3.5
Concealed Overhead Door
Closers

TECHNICAL SCHEDULE

TS 34 - The Contribution Of
Controlled Door Closing
Devices And Accessories To
Fire Resisting Doorsets

Signed and sealed for and on behalf of Warringtonfire Testing and Certification Limited

Paul Duggan
Certification Manager

Issued:
Reissued:
Valid to:

6th September 2021
23rd July 2024
5th September 2026





CERTIFICATE No CF5902 RUTLAND UK

1. This certification is provided to the client for its own purposes, and we cannot opine on whether it will be accepted by Building Control authorities or any other third parties for any purpose.
2. This approval relates to the following concealed overhead door closing device and configurations:

	ITS.11204	ITS.11204.3.5
Single-action	✓	✓
Double-action	✗	✗
Body door mounted in top edge	✓	✓
Body transom mounted	✗	✗

Key: ✓ - approved ✗ - Not approved

Note: Where alternative arms for non-fire applications are included within the packaging, the use of these components on fire resisting door assemblies will invalidate the certification.

3. This approval relates to their use with the following door assemblies: -
Code ITT - 20 minute to 60 minute door assemblies door assemblies incorporating intumescent perimeter seals and consisting of timber faced and edged leaves with timber or cellulosic cores, hung in timber or cellulosic frames.
4. The closers are approved on the basis of:
 - i) Initial type testing to EN1154 and BS EN 1634-1
 - ii) An appraisal against TS34
 - iii) Certification of quality management system.
 - iv) Inspection and surveillance of factory production control
 - v) On-going audit testing in accordance with EN 1154 requirements
5. This approval relates to the use of the above closers in contributing to the fire resistance performance of timber based doorsets, as defined in BS EN 1634-1:2014+A1:2018 or BS 476-22: 1987.
6. The closers shall be fixed with screws supplied by the closer manufacturer.
7. Concealed closers shall only be fitted to doorsets which have previously been shown capable of accommodating the installation of similar concealed items at the head of the doorset, without detriment to the doorset's performance.

Signed Page 2 of 8
COP27633-1

Issued: 6th September 2021
Reissued: 23rd July 2024
Valid to: 5th September 2026



CERTIFICATE No CF5902

RUTLAND UK

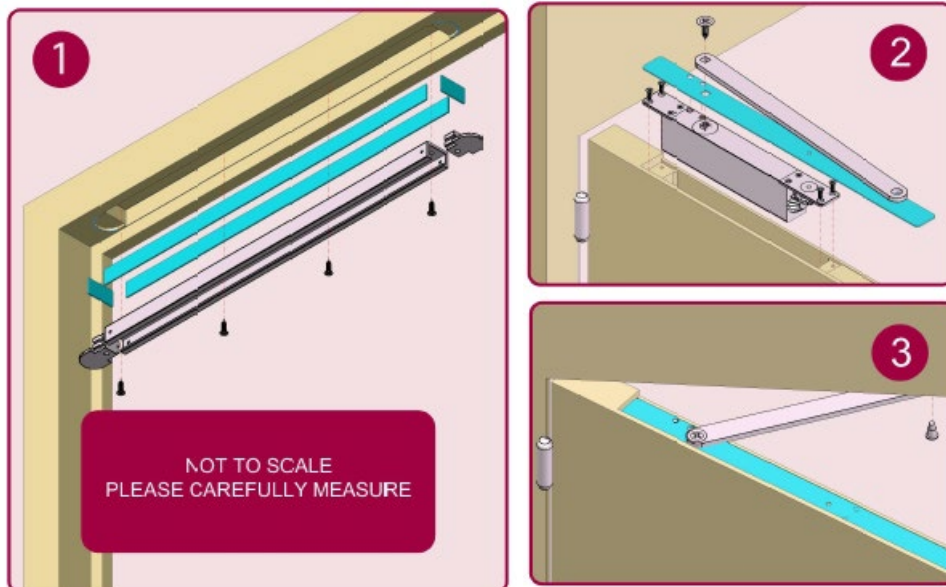
8. This approval is applicable only to the specified closer when mounted with its body concealed within the door leaf and its guide arm channel mounted to the head of the door frame, when fitted with the specified intumescent protection kit and used with door assemblies that are CERTIFIRE approved or have achieved the appropriate fire resistance performance when tested at a laboratory accredited to IS/IEC 17025 (under International Laboratory accreditation Cooperation (ILAC) membership), in accordance with BS 476: Part 22: 1987 and/or BS EN 1634:1 and having power ratings appropriate to the leaf sizes subject to a minimum size 3 (as specified in BS EN 1154).
9. This approval relates to ITS.11204 concealed overhead closers used with latched or unlatched single-leaf or double-leaf, assemblies consisting of timber faced and edged leaves with timber, cellulosic or mineral cores and in timber frames:
- a. ITT30 - The bodies mounted in the door leaf, are approved for 30 minute single-action doorsets of the following specification (Code ITT):
 - i. Door leaves shall not less than 44 mm thick doors.
 - ii. The door frame shall consist of softwood or hardwood with a minimum density of 510 kg/m³ and with a minimum thickness of 30 mm (excluding any stop).
 - iii. The closer body was mounted centrally within the door thickness and the guiderail centrally within the frame rebate.
 - iv. The closer shall be fitted with intumescent protection in the form of:
 - ITS.11204 – kit reference IP.114:
 - ❖ 2 mm thickness of graphite-based intumescent sheet material (over the entire forend and recess in the top edge of the door.
 - ❖ 2 mm thickness of graphite-based intumescent sheet material to the vertical edges only of the guiderail.
 - ITS.11204.3.5 – kit reference IP.114M:
 - ❖ 2 mm thickness of graphite-based intumescent sheet material (over the entire forend and recess in the top edge of the door.
 - ❖ 2 mm thickness of graphite-based intumescent sheet material to the vertical edges and top edge of the guiderail.
 - b. ITT60 - The bodies mounted in the door leaf, are approved for 60 minute single-action doorsets of the following specification (Code ITT):
 - i. Door leaves shall not less than 54 mm thick doors.
 - ii. The door frame shall consist of hardwood with a minimum density of 640 kg/m³ and with a minimum thickness of 44 mm (excluding any stop).
 - iii. The closer body was mounted centrally within the door thickness and the guiderail centrally within the frame rebate.

Signed Page 3 of 8
COP27633-1

Issued: 6th September 2021
Reissued: 23rd July 2024
Valid to: 5th September 2026

CERTIFICATE No CF5902 RUTLAND UK

- iv. The closer shall be fitted with intumescent protection in the form of:
- ITS.11204 – kit reference IP.114:
 - ❖ 2 mm thickness of graphite-based intumescent sheet material (over the entire forend and recess in the top edge of the door).
 - ❖ 2 mm thickness of graphite-based intumescent sheet material to the vertical edges only of the guiderail.
 - ITS.11204.3.5 – kit reference IP.114M:
 - ❖ 2 mm thickness of graphite-based intumescent sheet material (over the entire forend and recess in the top edge of the door).
 - ❖ 2 mm thickness of graphite-based intumescent sheet material to the vertical edges and top edge of the guiderail.
- v. In addition for ITT60 applications the perimeter intumescent fire seals within the door or frame shall by-pass the guide rail by a minimum of 3 mm on each side.

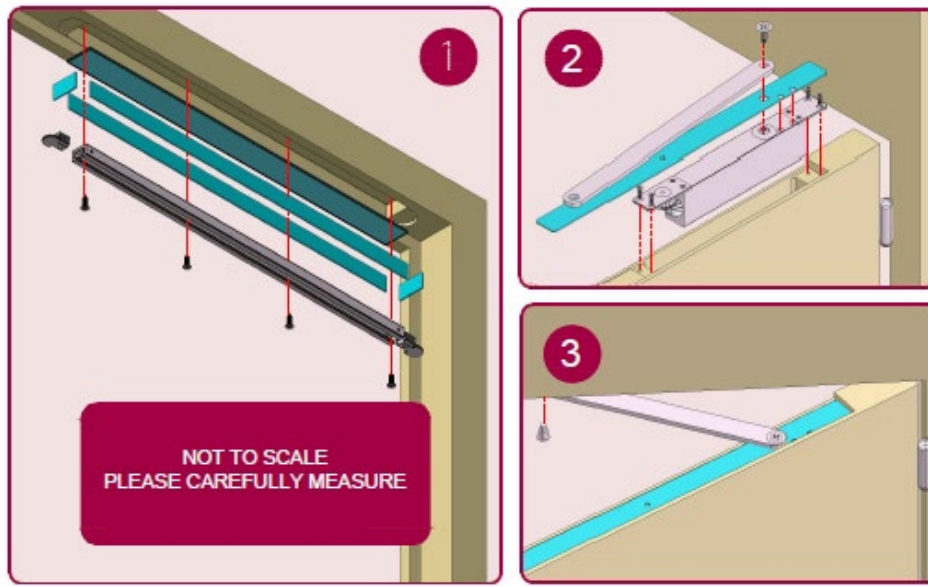


Kit reference IP.114

Signed Page 4 of 8
COP27633-1

Issued: 6th September 2021
Reissued: 23rd July 2024
Valid to: 5th September 2026

CERTIFICATE No CF5902 RUTLAND UK



Kit reference IP.114M:

Note: Failure to install intumescent protection identified above will invalidate this certificate

10. Where the closers are fitted to door leaves or frames that are manufactured from low-density cellulosic- based material, the door assembly shall have previously been shown capable of accommodating the installation of closers at the head of the doorset, without detriment to the door assembly's performance.
11. ITT30 and 60 timber doorsets shall be installed in accordance with BS 8214.
12. All door hardware is subject to the acceptance by the chosen door assembly supplier's tested, assessed, or certificated scope, which generally identifies the types of hardware approved, the required specification/design based on the key materials/ maximum size (e.g. xxx, etc.), and the application of any additional intumescent protection.

On this basis, approval should be sought from the specific door assembly supplier to ensure compliance based on this assessed/certificated scope.
13. The approval relates to on-going production. The product and/or its immediate packaging are identified with the manufacturer's name, the product name or number, the CERTIFIRE name or name and mark, together with the CERTIFIRE certificate number and application where appropriate.

Signed Page 5 of 8
COP27633-1

Issued: 6th September 2021
Reissued: 23rd July 2024
Valid to: 5th September 2026



CERTIFICATE No CF5902 RUTLAND UK

14. The following table shows acceptable doorset types and fire resistance periods for the concealed closer:

Class	Approved Door Type			
	IMM	MM	ITT	ITM
FD20	x	x	✓	x
FD30	x	x	✓	x
FD60	x	x	✓	x
FD120	x	x	x	x
FD240	x	x	x	x
E 20	x	x	✓	x
EI 20	x	x	✓	x
E 30	x	x	✓	x
EI 30	x	x	✓	x
E 60	x	x	✓	x
EI 60	x	x	✓	x
E 90	x	x	x	x
EI 90	x	x	x	x
E 120	x	x	x	x
EI 120	x	x	x	x
E 240	x	x	x	x
EI 240	x	x	x	x

Key:

- ✓ - Approved
x - Not approved

Signed Page 6 of 8
COP27633-1

Issued: 6th September 2021
Reissued: 23rd July 2024
Valid to: 5th September 2026



CERTIFICATE No CF5902

RUTLAND UK

15. Doors are categorised as the following types:

Code ITT - 20 minute to 120 minute door assemblies door assemblies incorporating intumescent perimeter seals and consisting of timber faced and edged leaves with timber or cellulosic cores, hung in timber or cellulosic frames.

Code ITM - 20 minute to 120 minute door assemblies door assemblies incorporating intumescent perimeter seals and consisting of timber faced and edged leaves with timber or cellulosic cores, hung in steel frames.

Code MM - 20 to 240 minute doorsets consisting of uninsulated or insulated predominantly steel leaves, hung in steel frames without intumescent seals.

Code IMM - 20 to 240 minute doorsets consisting of uninsulated or insulated predominantly steel leaves, hung in steel frames with intumescent seals.

Scope of Approval:

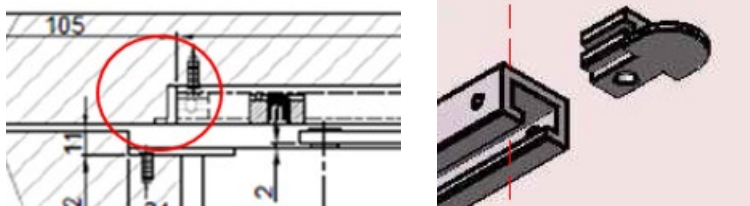
- The closer may not be fitted to timber doorsets without perimeter intumescent fire seals within the frame rebate or door edge.
- ITT door leaves shall be of solid lignocellulosic construction in the closer area encompassing the entire closer body.
- Concealed overhead closers and their guide channel shall only be fitted in conjunction with the intumescent protection detailed previously in this certificate.
- Concealed overhead closers shall only be fitted to doorsets which have previously been shown capable of accommodating the installation of similar concealed items at the head of the doorset, without detriment to the doorset's performance.
- Mechanical Hold open option is not approved.
- The following specific guide channels are approved for use with the concealed closers:
 - Non-hold open single-action guiderail with lever arm 29 mm wide x 19 mm high x 460 mm long.
 - ITS11204 Non-hold open Micro Rail single-action guiderail with lever arm 20 mm wide x 13 mm high x 460 mm long.

Signed Page 7 of 8
COP27633-1

Issued: 6th September 2021
Reissued: 23rd July 2024
Valid to: 5th September 2026

CERTIFICATE No CF5902 RUTLAND UK

- The plastic cover caps to the end of the guiderails are limited to use on ITT30 door assemblies only; **these elements shall not be fitted to ITT60 door assemblies.**



- The following functions are supported by this certification:

Closer Ref.	Latch Control	Backcheck	Delayed-Action
ITS.11204	✓	✗	✗
ITS.11204.3.5	✓	✗	✗

Classification code

ITS.11204 & ITS.11204.3.5:

3	8	4 2	1	1	3
---	---	--------	---	---	---

Note: power ratings shall be appropriate to the leaf sizes subject to a minimum size 3 (as specified in BS EN 1154).

Further Information

Further information regarding the details contained in this certificate may be obtained from Rutland UK. (Tel: 01246 261491).

Further information regarding CERTIFIRE certification and other approved products can be obtained from CERTIFIRE (Tel: 01925 646777).

Signed Page 8 of 8
COP27633-1

Issued: 6th September 2021
Reissued: 23rd July 2024
Valid to: 5th September 2026