




SLIDE ARM DOOR CLOSERS

TS.11204



SCAN FOR FULL INFO



TS.11204

Being renowned for its high efficiency and ease of opening with a cam action mechanism, the TS.11204 is a Certifire approved door closer for both push and pull side applications. This surface fixed slide arm door closer has a slimline projection of only 39mm, and is power adjustable by spring, power size 2-4.

Key Features:

- Universal fitting – can be fitted in pull-side, push-side or transom fitting position
- Option of Square (SQ) or Semi-Radius cover
- Available in Silver, Satin Nickel, Polished Nickel, Polished Brass, Black & Antique Brass for next day delivery
- Low opening force – aids compliance with BS8300 requirements and UK Building Regulations



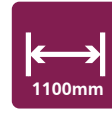
FD30 to FD120
Timber Doors



Opening Angle
110°



Two-Stage
Speed Regulation



Max Door
Width
1100mm



Max Door
Weight
80Kg



35
YEARS
Guarantee



Assists BS8300



Square Cover (SQ)



Semi Radius Cover (SR)

Finishes

See page 148 for more detail



SE
Silver



SNP
Satin Nickel



PNP
Polished Nickel



PVD
Polished Brass



AB
Antique Brass



SB
Satin Brass



DB
Dark Bronze



BK
Black

Product Features	TS.11204
Delayed Action	-
Back Check (Cushion stop available)	-
Opening Angle	110°
Fig.1 Pull Side Door Width	575-1100mm
Fig.66 Push Side Door Width	575-1100mm
Fig.1 BS8300 Min Door Width	857mm
Max Door Weight	<80kg
Power Adjustment	By Spring
Hold Open (not for fire doors)	-
Dimensions (including cover)	W253 x H61 x D39mm
Certification Compliance	
Certifire	✓
UKCA	✓
CE - For classification see website	✓
BS EN 1154	✓
BS EN 1634-1	✓
UL10C	-
UL228	✓
ANSI BHMA	-
EPD 3.09E+01 kg CO ₂ eq	✓
Key: ✓ Yes - No ◦ Option	



Approved Product CF 6006



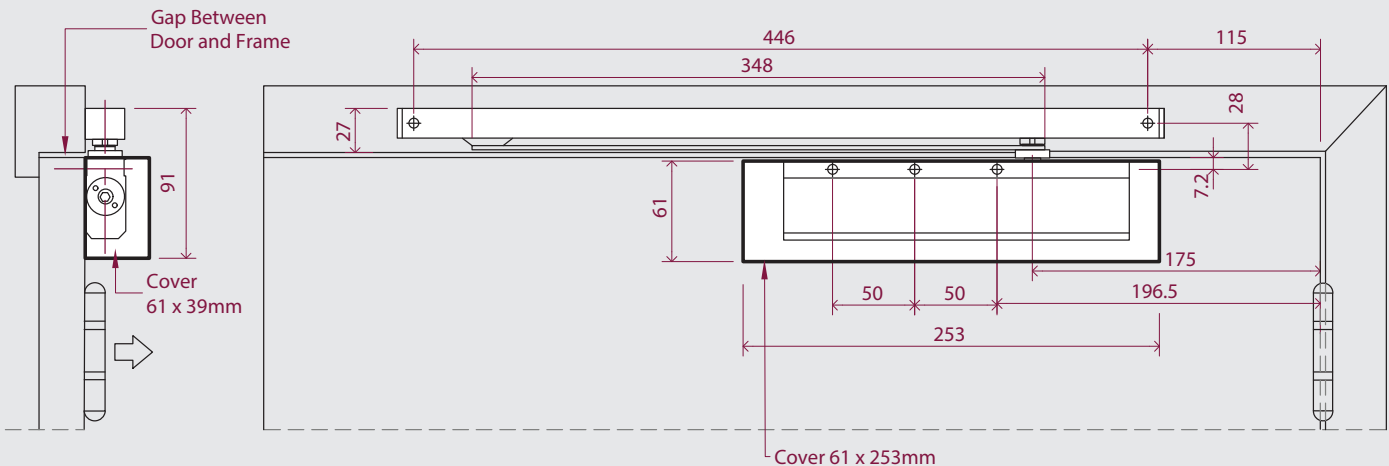
1720



1812














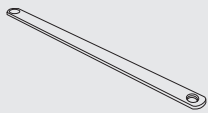






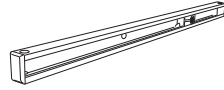











Official Police Security Initiative



All dimensions shown are in mm • For fitting instructions see website

TS.11204 Components

TS.11204	EN Size	Finish	Re-order Code	Product Code	Box Qty
 <p>TS.11204 cam action slide arm door closer combined unit (with SA.2 rail and connector bar - CB.5)</p>	2-4	Silver 	11352	TS.11204.SR.2.SESE	6
		Satin Nickel 	11354	TS.11204.SR.2.SNPSNP	6
		Polished Nickel 	11347	TS.11204.SR.2.PNPPNP	6
		Polished Brass 	11349	TS.11204.SR.2.PVDPVD	6
		Antique Brass 	12027	TS.11204.SR.2.ABAB	6
		Dark Bronze 	12713	TS.11204.SR.2.DBDB	6
		Black 	11952	TS.11204.SR.2.BK	6
		Colour Coated	11350	TS.11204.SR.2.RALRAL	6

 <p>TS.11204 cam action with Square cover</p>	2-4	Satin Nickel 	11345	TS.11204.SQ.2.SSSSNP	6
 <p>TS.11000 series semi radius cover</p>	-	Silver 	11291	SR.114.SE	25
		Satin Nickel 	11292	SR.114.SNP	25
		Polished Nickel 	11289	SR.114.PNP	25
		Polished Brass 	11290	SR.114.PVD	25
		Antique Brass 	12025	SR.114.AB	25
 <p>TS11204 concealed door closer-to-slide arm connector bar options (single action not handed)</p>	-	Black 	11433	SR.114.BK	25
		Silver 	11022	CB.5.SE	50
		Satin Nickel 	11023	CB.5.SNP	50
		Polished Nickel 	11020	CB.5.PNP	50
		Polished Brass 	11021	CB.5.PVD	50
		Antique Brass 	12023	CB.5.AB	50
 <p>461mm long Slide Rail for surface or concealed fixing</p>	-	Black 	11434	CB.5.BK	50
		Silver 	11247	SA.2.SE	25
		Satin Nickel Plate 	11248	SA.2.SNP	25
		Polished Nickel 	11245	SA.2.PNP	25
		Polished Brass 	11246	SA.2.PVD	25
		Antique Brass 	12024	SA.2.AB	35
<p>Fixing pack for the TS.11204</p>	-	Black 	11244	SA.2.BK	35
		Satin Nickel 	11958	FIX.2.114.SNP	100
 <p>Cushion Stop</p>	-	Polished Brass 	11957	FIX.2.114.PVD	100
 <p>Hold Open device (not for use on fire doors)</p>	-		11249	SA.CS	25
			11251	SA.HO	25