



SLIDE ARM DOOR CLOSERS

# TS.11205



SCAN FOR FULL INFO



# TS.11205

The Rutland Certifire approved TS.11205 Cam Action door closer gets the perfect balance between ease of opening for the less able whilst having enough power to close doors up to 1250mm wide and 110kg, making it ideal for contracts where requirements include meeting Doc M and BS8300 (or formerly DDA).

**Key Features:**

- Available with optional back check and delayed action
- Perfect solution for overcoming air pressures
- Power Adjustable by spring, size 2-5
- Low opening force – aids compliance with BS8300 requirements and UK Building Regulations



FD30 to FD120  
Timber Doors



Opening Angle  
120°



Two-Stage  
Speed Regulation



Guarantee



Max Door  
Width



Max Door  
Weight



Assists BS8300



**Finishes**

See page 148 for more detail



SE  
Silver



SNP  
Satin Nickel



PNP  
Polished Nickel



PVD  
Polished Brass



AB  
Antique Brass



SB  
Satin Brass



BK  
Black



Approved Product CF 6006



**Product Features**

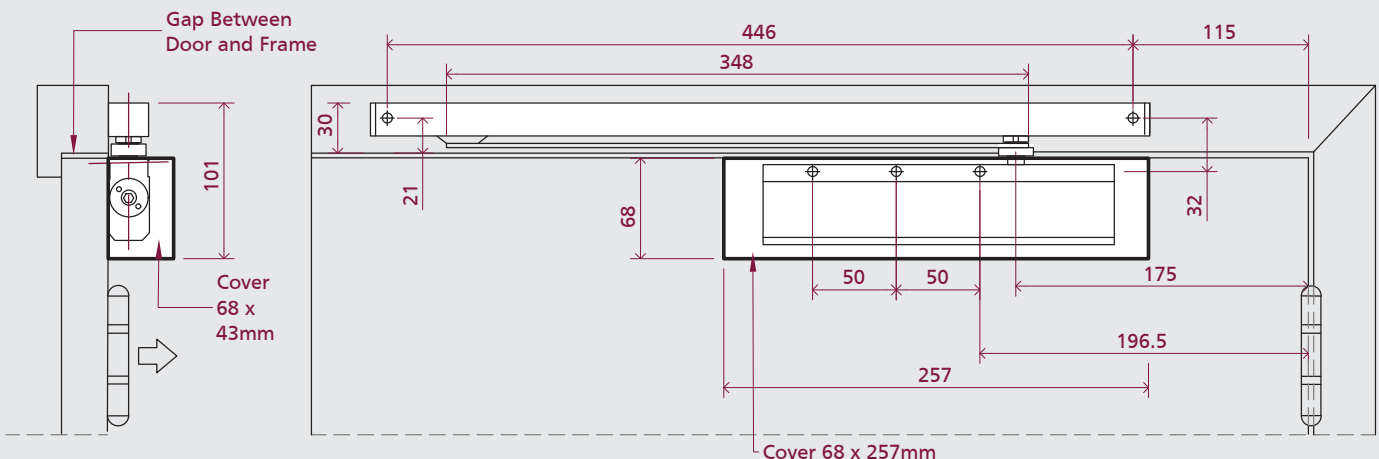
**TS.11205**

Opening Angle	120°
Fig.1 Pull Side Door Width	575-1250mm
Fig.66 Push Side Door Width	575-1250mm
Fig.1 BS8300 Min Door Width	EN3-757mm, EN4-743mm
Max Door Weight	<110kg
Power Adjustment	By Spring
Hold Open (not for fire doors)	o
Dimensions (including cover)	W257 x H68 x D43mm

**Certification Compliance**








Certifire	✓
UKCA	✓
CE - For classification see website	✓
BS EN 1154	✓
BS EN 1634-1	✓
BS EN 1634-3	✓
BS EN 10140-2	✓
UL10C	-
UL228	✓
ANSI BHMA	-
EPD 3.09E+01 kg CO <sub>2</sub> eq	✓

**Key:** ✓ Yes - No o Option



All dimensions shown are in mm • For fitting instructions see website

# TS.11205 Components

TS.11205	EN Size	Finish	Re-order Code	Product Code	Box Qty
 <p>TS.11205 cam action slide arm door closer combined unit (with SA.2 rail and connector bar - CB.5)</p>	2-5	Silver 	<b>12044</b>	TS.11205.SR.2.SESE	6
		Satin Nickel 	<b>12045</b>	TS.11205.SR.2.SNPSNP	6
		Polished Nickel 	<b>12042</b>	TS.11205.SR.2.PNPPNP	6
		Polished Brass 	<b>12043</b>	TS.11205.SR.2.PVDPVD	6
		Antique Brass 	<b>12114</b>	TS.11205.SR.2.ABAB	6
		Satin Brass 	<b>12548</b>	TS.11205.SR.2.SBSB	6
		Black 	<b>12214</b>	TS.11205.SR.2.BKBK	6

 <p>TS.11205 cam action with delayed action</p>	2-5	Silver 	<b>12157</b>	TS.11205DA.SR.2.SESE	6
		Polished Nickel 		TS.11205DA.SR.2.PNPPNP	
		Satin Nickel 	<b>12158</b>	TS.11205DA.SR.2.SNPSNP	6
 <p>TS.11000 series semi radius cover</p>	-	Silver 	<b>11291</b>	SR.115.SE	25
		Satin Nickel 	<b>11292</b>	SR.115.SNP	25
		Polished Nickel 	<b>11289</b>	SR.115.PNP	25
		Polished Brass 	<b>11290</b>	SR.115.PVD	25
		Antique Brass 	<b>12025</b>	SR.115.AB	25
 <p>TS11205 concealed door closer-to-slide arm connector bar options (single action not handed)</p>	-	Silver 	<b>11022</b>	CB.5.SE	50
		Satin Nickel 	<b>11023</b>	CB.5.SNP	50
		Polished Nickel 	<b>11020</b>	CB.5.PNP	50
		Polished Brass 	<b>11021</b>	CB.5.PVD	50
		Antique Brass 	<b>12023</b>	CB.5.AB	50
Optional Mounting Bracket	-	-	<b>11179</b>	MP.114	10
 <p>461mm long Slide Rail for surface or concealed fixing</p>		Silver 	<b>11247</b>	SA.2.SE	25
		Satin Nickel Plate 	<b>11248</b>	SA.2.SNP	25
		Polished Nickel 	<b>11245</b>	SA.2.PNP	25
		Polished Brass 	<b>11246</b>	SA.2.PVD	25
		Antique Brass 	<b>12024</b>	SA.2.AB	35
		Black 	<b>11244</b>	SA.2.BK	35
		Fixing pack for the TS.11205		Satin Nickel 	<b>11958</b>
		Polished Brass 	<b>11957</b>	FIX.2.115.PVD	100
 <p>Cushion Stop</p>	-		<b>11249</b>	SA.CS	25
 <p>Hold Open device (not for use on fire doors)</p>	-		<b>11251</b>	SA.HO	25